

**Collonil**

CLASSIC



LEATHER GUIDE

Dear COLLONIL customer,  
all the important things in life require regular care and attention: our relationships, our friendships... and our shoes.

Shoes are like a calling card.  
Well-kept shoes complement a positive appearance.

Shoes are usually made of leather.  
Leather is the tanned skin of animals.  
Every skin will remain supple and beautiful in the long term only if it is preserved regularly.

Waterproofing, care and cleaning – that is all you have to do for the long-term preservation of the value of your shoes. Then they will look as young as you are even after ten years.

On the following pages we have put together several COLLONIL care tips suitable for the main types of shoe uppers.

We wish you a lot of success!

Your COLLONIL team

## DID YOU KNOW?

Before they are worn for the first time, new shoes should be given a basic waterproofing treatment to protect them against deeply engrained dirt and penetrating moisture. Waterproof each shoe uniformly two to three times from a distance of 20 cm. Use a COLLONIL waterproofing spray suitable for the type of material. In no case the application shall be too wet. Instead, apply the spray thinly several times. After a sufficient drying period, smooth leather can be polished and suede leather can be roughened.

The long-term efficacy of any waterproofing treatment is reduced by mechanical strains during walking as well as by climatic effects. Therefore, depending on the frequency of wear and strain, leather should be retreated with a waterproofing product regularly. Upper materials and leather soles alike should be treated regularly.

Because leather loses its fats and oils through regular use, causing it to become hard and brittle, it is advisable to use a COLLONIL care product regularly. We recommend the coloured care products for colour enhancement.

Leather should be cleaned depending on its type and its soiling. Cleaning should always be carried out at regular intervals before waterproofing and care. Always try dry cleaning first because this is not so hard on the leather. Damp or wet cleaning is advisable for stubborn soiling. Afterwards renew the waterproofing and treat with a care product. ONIL



# SMOOTH LEATHER

## COATED AND SPORTIVE SMOOTH LEATHER

Coated smooth leather has a thick coat of colour. The surface is relatively robust due to its dressing.

## CARE / COLOUR REVIVING



### POLISHING BRUSH

- fine horsehair bristles
- give smooth leather a deep sheen



### TREND

- colour care in the current fashion colours for smooth leather
- makes colours shine
- keeps leather soft, supple and breathable
- available in different colours



### WATERSTOP

(tube with sponge applicator)

- colour care for smooth leather
- with almond oil
- makes colours shine
- keeps leather soft, supple and breathable
- also for Gore-Tex materials
- available in different colours

## CLEANING

Please check all materials for colour fastness prior to use.



### SHAMPOO

- cleaning concentrate
- removes normal dirt, snow and water stains easily
- cleans all materials thoroughly



### CLEAN & CARE

- conditioning cleaning foam
- highly effective and gentle cleaning
- solvent-free and without propellants



### LEATHER GEL

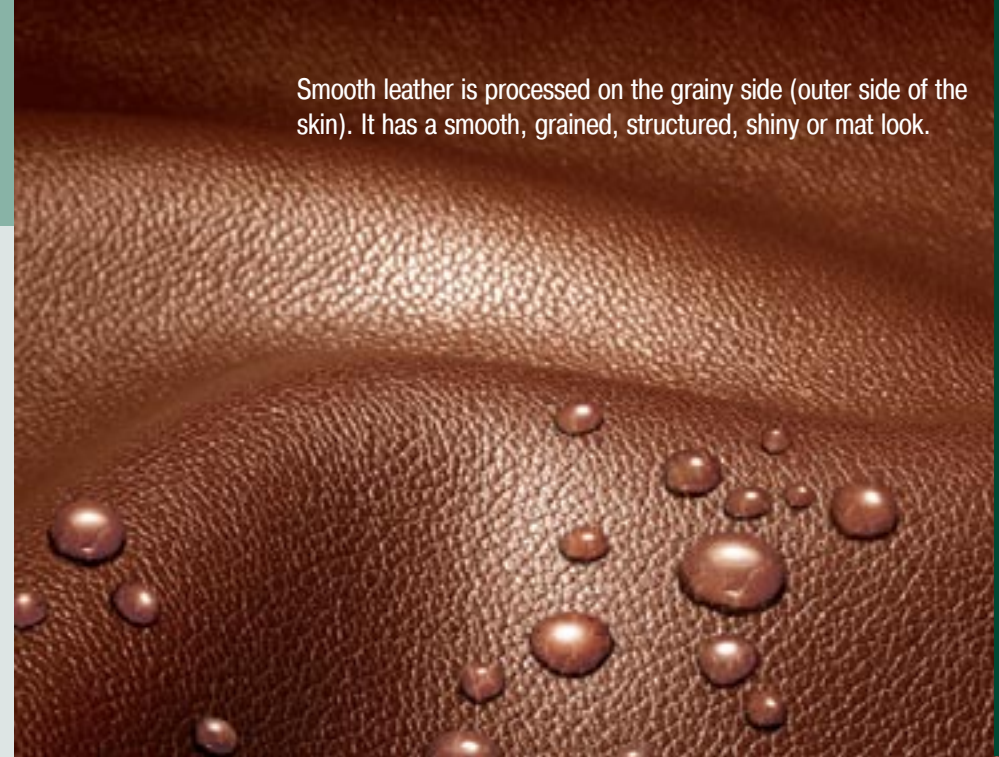
- waterproofing gel for smooth leather
- solvent-free



### WATERSTOP (spray)

- heavy duty waterproofing spray for smooth leather
- also suitable for nubuck, suede and high-tech materials such as Gore-Tex.
- dirt- and water-repellent effect simplifies later cleaning

Smooth leather is processed on the grainy side (outer side of the skin). It has a smooth, grained, structured, shiny or mat look.



SMOOTH LEATHER



# SMOOTH LEATHER

## FINE AND VERY SOFT SMOOTH LEATHER SUCH AS NAPPA LEATHER AND SPECIALLY FASHIONABLE FINISHED LEATHER

Nappa leather and specially fashionable finished leather are rather soft smooth leathers which are often quite hygroscopic and therefore require special care and conditioning products.

## CARE / COLOUR REVIVING

Do not apply cream without prior waterproofing treatment!



### ULTRA (tube)

- colour-intensive conditioning cream for fine smooth leather
- with lanolin
- keeps leather soft and supple
- available in different colours



### WATERSTOP (tube with sponge applicator)

- colour care for smooth leather
- with almond oil
- makes colours shine
- keeps leather soft, supple and breathable
- also for Gore-Tex materials
- available in different colours

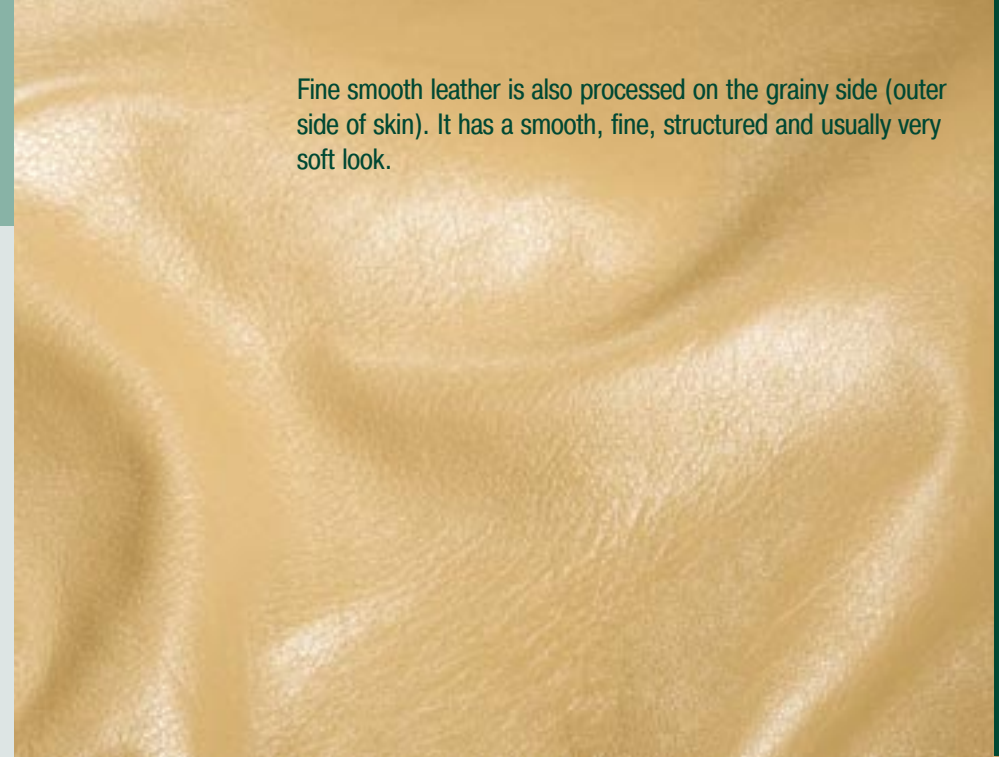
## CLEANING

Wet cleaning is not recommended for fine and smooth leathers.



### SOFT GUM

- cleaning rubber for dry cleaning of fine smooth leather
- removes surface dirt such as dark streaks



Fine smooth leather is also processed on the grainy side (outer side of skin). It has a smooth, fine, structured and usually very soft look.

## WATERPROOFING



### SPECIAL WAX (spray)

- Protection and care for fine smooth leather
- with beeswax and conditioning oils
- dirt- and water-repellent effect simplifies later cleaning
- also suitable for Gore-Tex materials

# GREASED LEATHER

## RUSTIC GREASED LEATHER AND OILED NUBUCK

### CARE / COLOUR REVIVING



**RUSTICAL**  
(tube with sponge applicator)

- special conditioning for rustic smooth leather (greased and oiled nubuck)
- keeps leather resilient and flexible
- prevents leather from drying out and becoming brittle



**RUSTICAL** (liquid care with sponge applicator)

- special lotion for rustic greased and sport leather
- with conditioning waxes and oils
- keeps leather flexible and durable
- builds up the special greased character
- revives the colour

### CLEANING



**SHAMPOO**

- cleaning concentrate
- removes normal dirt, snow and water stains easily
- cleans all materials thoroughly

**DIRT BRUSH**

- for thorough cleaning of rugged footwear



### WATERPROOFING



**RUSTICAL** (spray)

- Waterproofing spray for rustic leathers
- with conditioning waxes and oils
- enhances the special look of greased leathers
- the dirt- and water-repellent effect simplifies later cleaning
- also suitable for Gore-Tex materials

Greased leather and oiled nubuck are specially finished leather whose surface is provided with a high concentration of greases.

# FASHION LEATHER

Care and cleaning depends on upper material, e.g.

## CARE



### ULTRA PERLATO-METALLIC

- Conditioning cream for fine smooth leather with metallic effects
- with lanolin
- keeps leather soft and supple
- available in different metallic effects

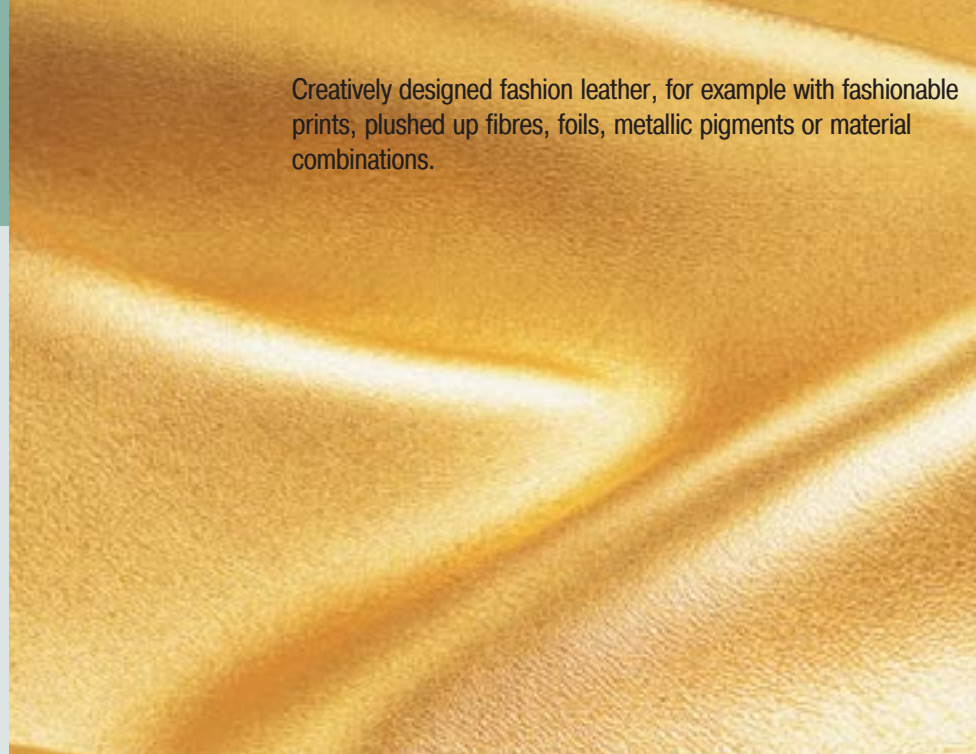
## CLEANING



### SOFT GUM

- Cleaning rubber for dry cleaning
- removes surface dirt such as dark streaks

Creatively designed fashion leather, for example with fashionable prints, pushed up fibres, foils, metallic pigments or material combinations.



## WATERPROOFING



### VARIO SPRAY

- protection and care for material combinations
- especially suitable for high-tech materials, metallic effects, fur and sequins.
- activates the colour and preserves brilliance.
- the dirt- and water-repellent effect simplifies later cleaning

# NUBUCK & SUEDE

## CARE



### NUBUK & TEXTILE (liquid care with sponge applicator)

- liquid suede care with waterproofing additives
- has a colour activating effect and preserves the velvet fibres
- roughen leather after drying
- also suitable for Gore-Tex materials
- available in different colours

## CLEANING



### NUBUK BOX

- for gentle dry cleaning of all nubuck and suede
- roughens fibres thoroughly



### CLEANER

- for intensive dry cleaning and stain removal on nubuck and suede

### CREPE BRUSH

- cleans gently
- roughens fibres thoroughly
- side bristles for hard-to-reach spots

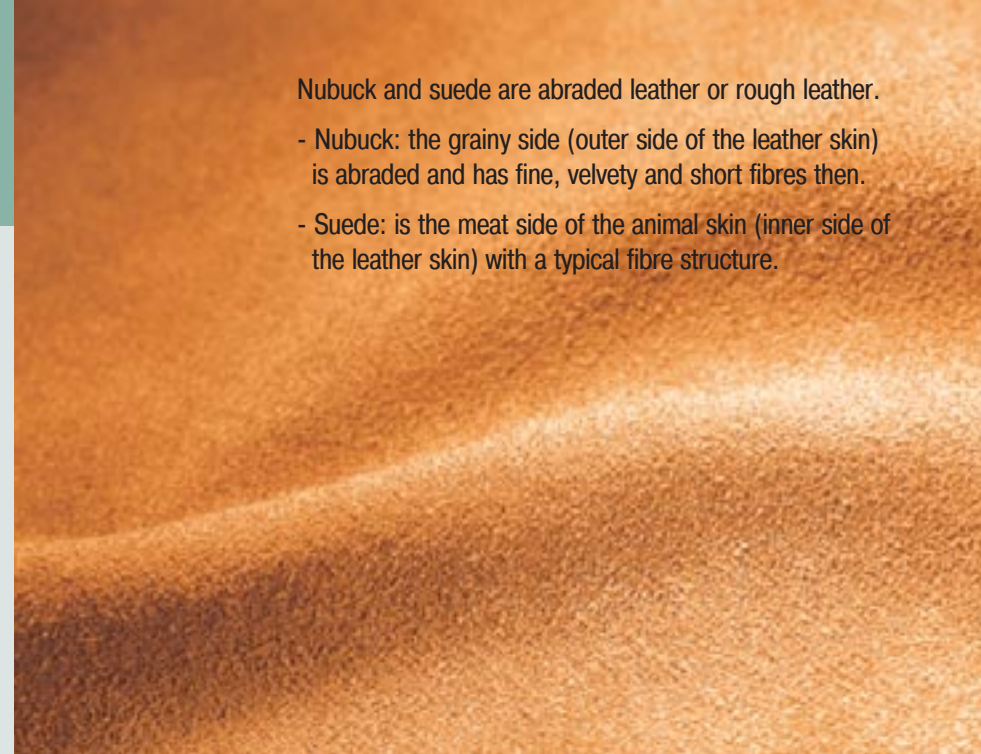


### CLEAN & CARE

- conditioning cleaning foam
- highly effective and gentle cleaning
- solvent-free and without propellants
- check colourfastness first

Nubuck and suede are abraded leather or rough leather.

- Nubuck: the grainy side (outer side of the leather skin) is abraded and has fine, velvety and short fibres then.
- Suede: is the meat side of the animal skin (inner side of the leather skin) with a typical fibre structure.



## WATERPROOFING



### NUBUK & VELOURS (spray)

- waterproofing spray for suede and nubuck with colour activation
- protects against dirt and moisture
- keeps leather soft, supple and breathable
- available in different colours

# PATENT LEATHER

## CARE



### LACK POLISH (with sponge applicator)

- liquid patent leather care with special additives
- preserves the suppleness of the material
- preserves the varnish sheen and colour intensity



### LACK SPRAY

- Protection and care for patent leather
- preserves elasticity
- preserves the varnish sheen and colour intensity



Patent leather or materials with a patent finish are smooth, embossed, wrinkled and frequently finished with various leather optics under the patent layer. Special conditioning additives are required for preserving elasticity.

## CLEANING



### CLEAN & CARE

- conditioning cleaning foam
- highly effective and gentle cleaning
- solvent-free and without propellants



# TEXTILES

These are different textile fabrics and knitted fabrics such as silk, satin, rep and cotton – also refined or elastic.

## CARE



**NUBUK & TEXTILE**  
(liquid care with sponge applicator)

- liquid colour care with waterproofing additives
- with colour activating effect
- also suitable for Gore-Tex materials
- available in different colours

## CLEANING

**TEXTILE BRUSH**

- gentle dry cleaning of textile surfaces
- also suitable for damp cleaning e.g. when Collonil cleaning foams are used



**SOFT CLEANER**

- cleaning foam for textiles
- please check for colour fastness

## WATERPROOFING



**LEATHER PROOF**

- intensive protection for all textiles
- also suitable for smooth, suede leather and high-tech materials such as Gore-Tex
- without propellant
- the dirt- and water-repellent effect simplifies later cleaning

# HIGH-TECH MATERIALS

## CARE / COLOUR REVIVING

depending on the upper material, with care products specially for Tex materials



**NUBUK & TEXTILE**  
(liquid care with sponge applicator)

- liquid colour care with waterproofing additives
- with colour activating effect
- also suitable for Gore-Tex materials
- available in different colours



**WATERSTOP**  
(tube with sponge applicator)

- Colour care for smooth leather.
- with almond oil
- makes colours shine
- keeps leather soft, supple and breathable
- also for Gore-Tex materials
- available in different colours

## CLEANING

depending on upper material, e.g.



**NUBUK BOX**

- for gentle dry cleaning of all suede leathers
- roughens fibres thoroughly



**TEXTILE BRUSH**

- for practical cleaning



**DIRT BRUSH**

- for thorough cleaning of rugged footwear

The Tex membranes are meanwhile processed with practically all upper materials and are located between the upper and lining layers. They are impervious to wind and water as well as breathable. Well-known Tex materials are Gore-Tex and Sympatex.

The upper material is exposed to all climatic effects without any protection. In order to protect the upper materials effectively and to preserve the function of the membranes permanently, these materials require special care.

## WATERPROOFING

depending on upper material, e.g.



**WATERSTOP (spray)**

- heavy duty waterproofing spray for smooth leather
- also suitable for nubuck /suede leather and high-tech materials such as Gore-Tex
- the dirt- and water-repellent effect simplifies later cleaning



**RUSTICAL (spray)**

- waterproofing spray for rustic leathers
- with conditioning waxes and oils
- enhances the special look of greased leathers
- the dirt- and water-repellent effect simplifies later cleaning
- especially suitable for Gore-Tex materials

